




## INPIXEL IMAGE PLATE SCANNER

Inpixel provides dentists with high-resolution digital X-ray images  
to meet various diagnostic needs





# IPS 1

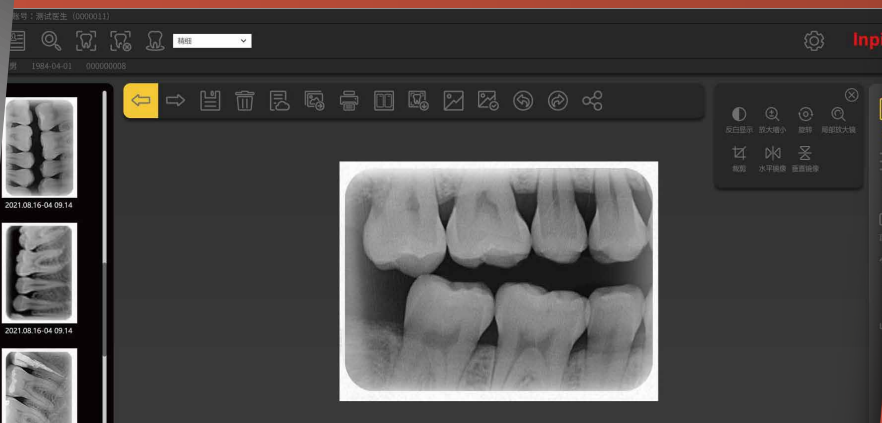


## Outstanding image quality

The exclusive and proprietary core technology enables the Inpixel Dental Image Plate Scanner to distinguish all the details needed by the dentist, making the diagnosis clearer and more accurate

## Professional image processing software

The professional image processing software developed by our company allows you to easily scan, manage and share files



## Lightweight and flexible design

Inpixel image plate scanner has a streamlined appearance design, light and flexible, takes up little space, is easy to use, and can be used directly beside the chair

## Simple operation process

There is only one operation button for the whole scanner, which is very easy to operate



## ▲ Features

- The image can be adjusted directly on the software
- Durable image plate, low cost
- Excellent image quality
- Three-year warranty
- Applicable to size 0-3 image plates
- Simple and efficient operation process

## ▲ The characteristics of Inpixel Image plate scanner superior to traditional film

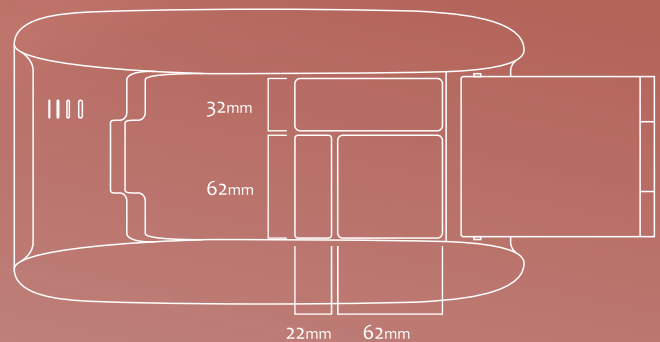
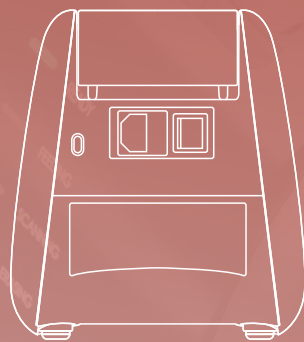
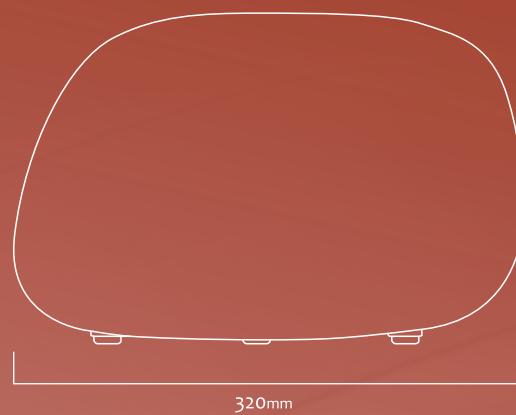
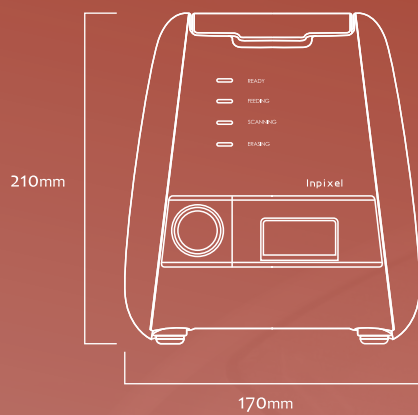
- No need for dark room operation
- No harmful chemical substances, safe and environmentally friendly
- Adjustable image to avoid overexposure or underexposure
- Digital images, ready to use
- Digital diagnosis and storage

## ▲ The characteristics of Inpixel image plate scanner superior to sensors

- Thin and soft, without data lines, increasing the comfort of patients
- The method of use is similar to that of traditional film, and you can use it right out of the box
- The surface of the image plate is 100% photosensitive
- Support image plate of various sizes

Excellent industrial design achieves its high-end appearance; reliable quality wins the favor of most dentists; simple operation, ready to use out of the box.





S  
I  
Z  
E  
(  
D  
\*  
W  
\*  
H  
)

Inpixel

## Technical parameter

Theoretical resolution	17lp/mm
Pixel size	30μm
Gray scale value	65535
Image plate data erasing mode	Automatic
Communication interface	USB
Print	Support ordinary printing and DICOM printing
Output format	JPG、BMP、PNG、DCM
Power supply	220VAC, 60W
Operating System	Win7 and above operating system



size 0	22X31mm
size 1	24X40mm
size 2	31X41mm
size 3	27X54mm

Image plates size 0 to 3 are all available on Inpixel. Standard configuration includes 4 size 2 image plates. The thin and soft image plate gives patients the most comfortable examination experience.

# Inpixel™

Every pixel is great work



## Inpixel Medical Technology Co., Ltd



Room 910, No.3 Building, Huateng Tech Park, 6 Xinhui Rd,  
Shunde District, Foshan, Guangdong, China



+86-757-26610433 ext 8009



+86-13392791743



+86-757-81776019



sales@inpixelimaging.com



www.inpixelimaging.com



Version number: V20230115

©2023 INPIXEL Copyright and other intellectual property claims:

The “INPIXEL” printed on the product, package and relevant manual documents, as well as the intellectual property rights or other rights stored in the patterns and words created or invented by INPIXEL, all belong to INPIXEL company and all rights are reserved. Other trademarks still belong to the owners of trademarks. Those who do not legally use or copy the above rights will be investigated in accordance with the law.